

CIERRES DE TIJERA

Cliente: _____ Fecha: ____/____/____

Su referencia: _____ Tel.: _____

Dirección de entrega (si es diferente de lo habitual) _____

-
- Pedido
-
-
- Presupuesto
-
-
- Sólo Suministro
-
-
- Instalación Gadoor

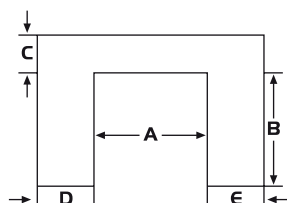
CANTIDAD: _____

HOJA

-
- Fijo
-
-
- 1 HOJA
-
-
- 2 HOJAS

COMPLEMENTOS

-
- Panclaje Soldadas
-
-
- Bombillo
-
-
- Cerradura extra c/ 2 llaves
-
-
- llaves extra (cant.: _____)

MEDIDA


Vista del interior

A) Ancho Libre _____

B) Alto Libre _____

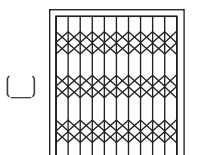
C) Alto Libre del Dintel _____

D) Medida Libre izquierdo _____

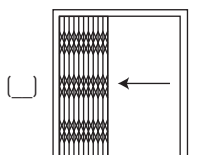
E) Medida Libre derecho _____

ACABADOS/COLORES

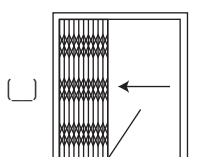
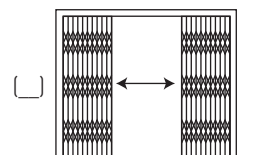
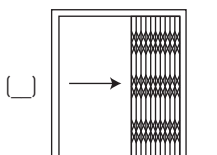
-
- Galvanizado
-
- LACADO RAL:**
-
-
- 1015
-
- 7012
-
-
- 3000
-
- 7016
-
-
- 5010
-
- 8014
-
-
- 6005
-
- 9006
-
-
- 6009
-
- 9010
-
-
- Otro Ral: _____

MODELO


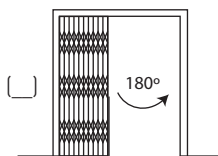
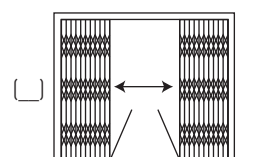
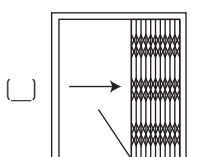
FIJO



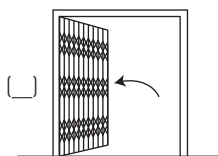
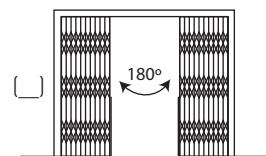
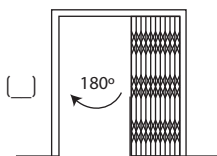
FIJO CON GUIA INTERIOR FIJA



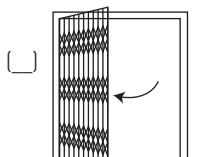
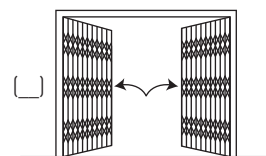
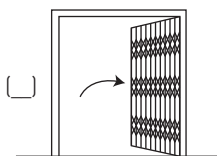
FIJO CON GUIA INTERIOR MÓVIL



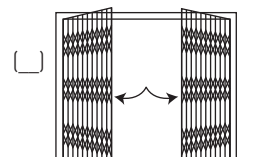
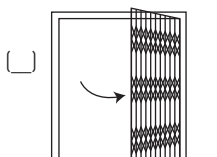
CORREDERA ABATIBLE 180°



ARTICULADO AL INTERIOR



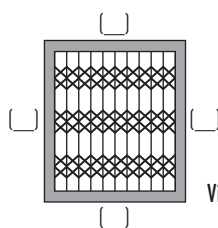
ARTICULADO AL EXTERIOR



Vista del exterior

INSTALACIÓN

-
- EXTERIOR DEL HUECO
-
-
- Instalación Simple
-
-
- Instalación de Tubos de 50 mm



Vista del interior

-
- INTERIOR DEL HUECO

CORREDERA ABATIBLE 180°

-
- Instalación para el Exterior
-
-
- Instalación para el Interior